



HAWAII DEPARTMENT OF EDUCATION
ESSA Hawaii Qualified Teacher
How to Access the Teacher Qualifications Report in eHR for HQ
School Year 2018-2019

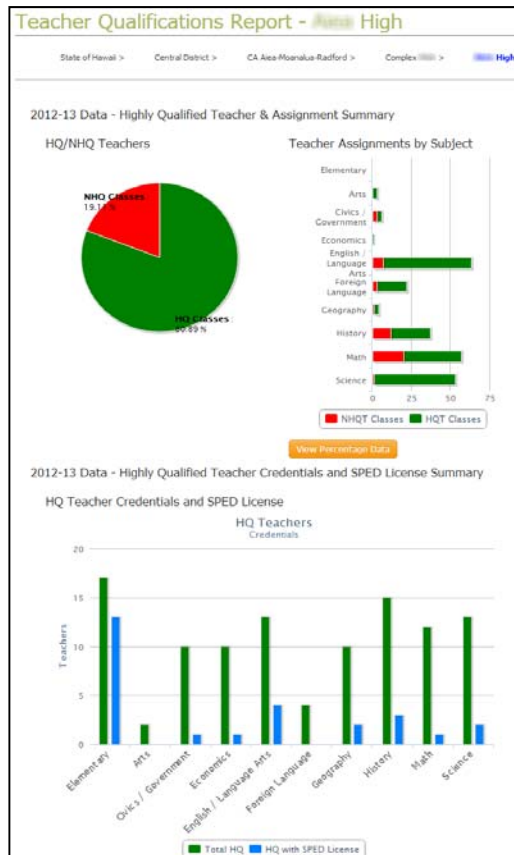
For instructions on accessing the eHR for HQ site, please refer to Document 1f of the ESSA HQT Handbook.

Within the School Reports tab, there are additional reports available in addition to the summary report for your school. The reports are as follows:

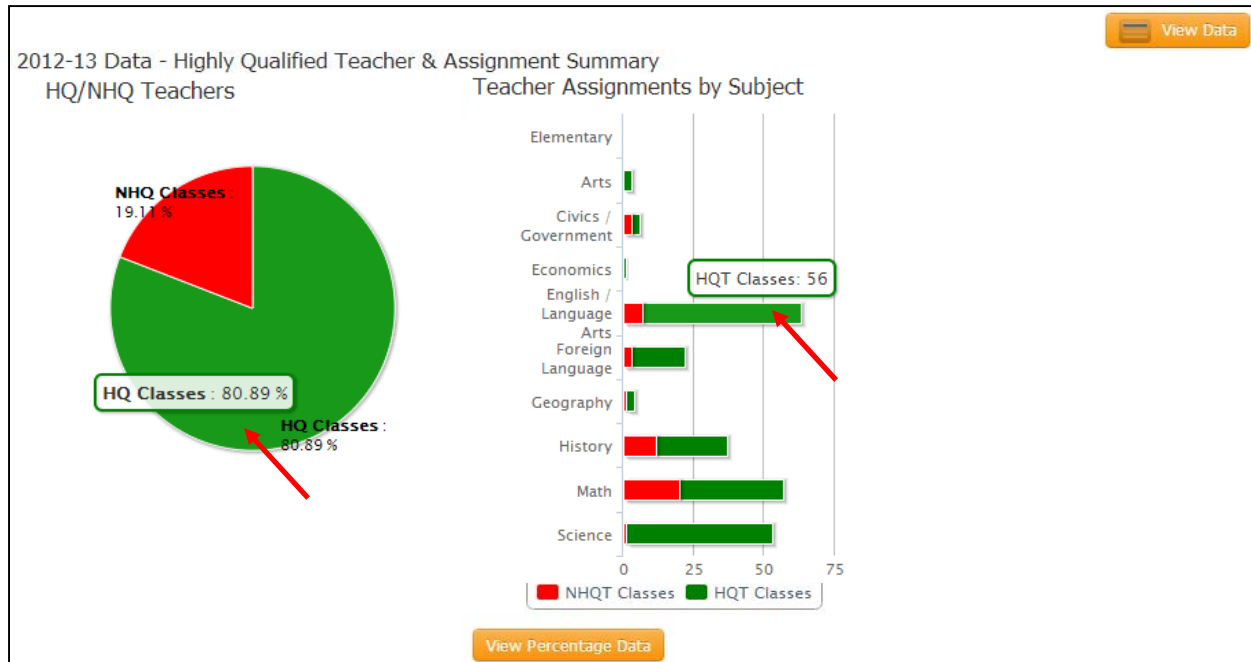
- Teacher Qualifications Displays HQ/NHQ teachers and HQT by subject
- Non-Hawaii Qualified Teachers Displays list of NHQ teachers
- Professional Development Plans Displays approved professional development plans
- Assignments Preview Displays assignments from SIS or eHQ (non-SIS PCS)
- Individual Progress Report Displays a monitoring report for your NHQ teachers



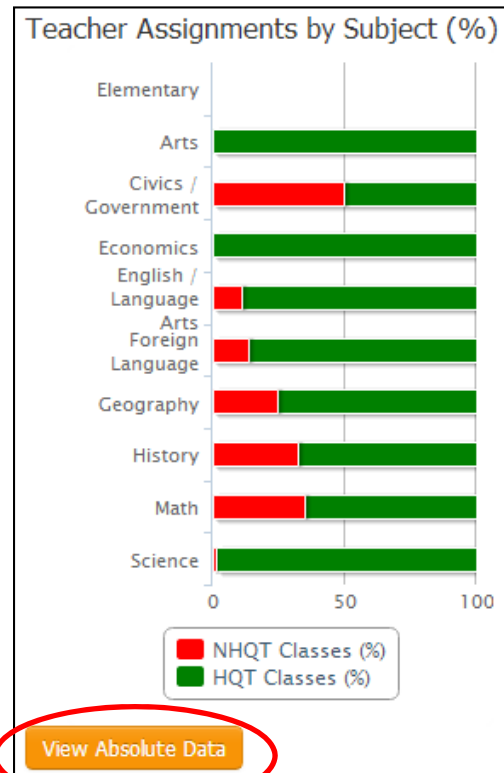
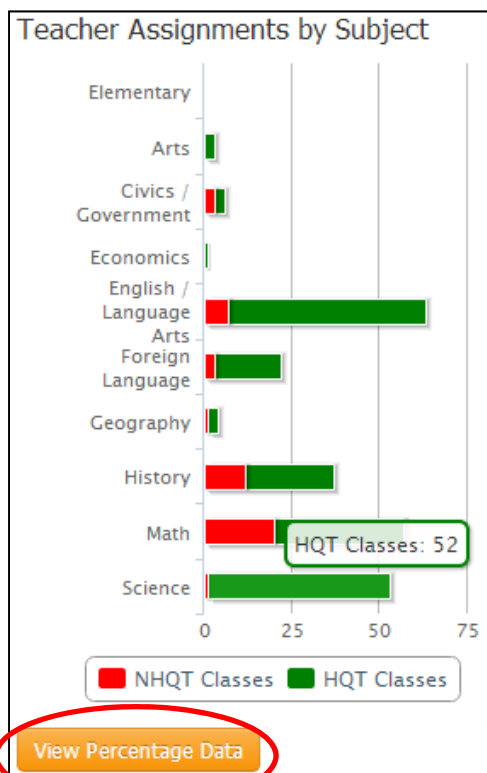
The “Teacher Qualifications” report is partially included in the summary page, and provides a school’s overall HQ/NHQ percentage and counts/percentage by core subject area. It differs from the summary in that the chart/graph allows for “drill down” to the underlying data (the teachers and their assignments or HQ records).



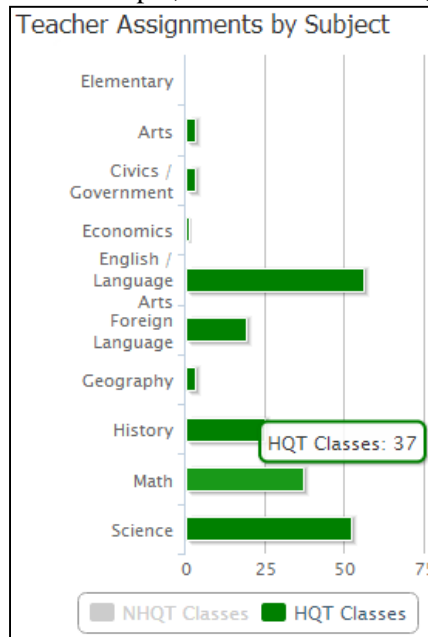
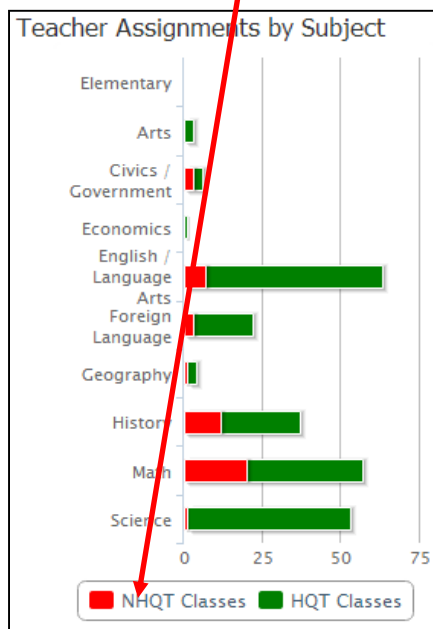
The first half of the Teacher Qualifications Report displays the HQ/NHQ class percent and core subject assignment HQ/NHQ counts. You can hover over the sections of interest to see the pop-up with percent or count information.



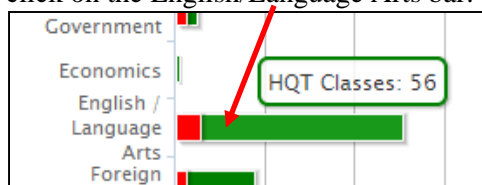
In the “Teacher Assignments by Subject” chart, clicking on the “View Percentage Data” or “View Absolute Data” button will toggle the display between counts and percentage.



By clicking on the key you can toggle off. In this example, we click on the NHQT Classes key.



As mentioned above, by clicking on the bars in the chart you can view the underlying data. Here we will click on the English/Language Arts bar:



The screen will display the teacher and assignment count. Using the search and filter tools, you can isolate a specific teacher or class.

TEACHER QUALIFICATIONS REPORT > SUBJECT DRILLDOWN

Subject Drilldown - English / Language Arts

State of Hawaii > Central District > CA > Complex >

HIGHLY QUALIFIED TEACHERS | NON-HIGHLY QUALIFIED TEACHERS

Show 10 entries | Copy Screen | Print Screen | Download Options | Search: | Reset Filters

EMPLOYEE ID	TEACHER	SCHOOL	CLASS TAUGHT	SUBJECT	SPED CLASS
100	High	High	Japanese 2a	Foreign Language	No
100	High	High	Japanese 2a	Foreign Language	No
100	High	High	Japanese 2a	Foreign Language	No
100	High	High	English Language Arts 1 (Grade	English / Language Arts	No
100	High	High	English Language Arts 1 (Grade	English / Language Arts	No
100	High	High	English Language Arts 1 (Grade	English / Language Arts	No
100	High	High	English Language Arts 1 (Grade	English / Language Arts	No
100	High	High	English Language Arts 1 (Grade	English / Language Arts	No
100	High	High	English Language Arts 2 (Grade	English / Language Arts	No
100	High	High	English Language Arts 2 (Grade	English / Language Arts	No

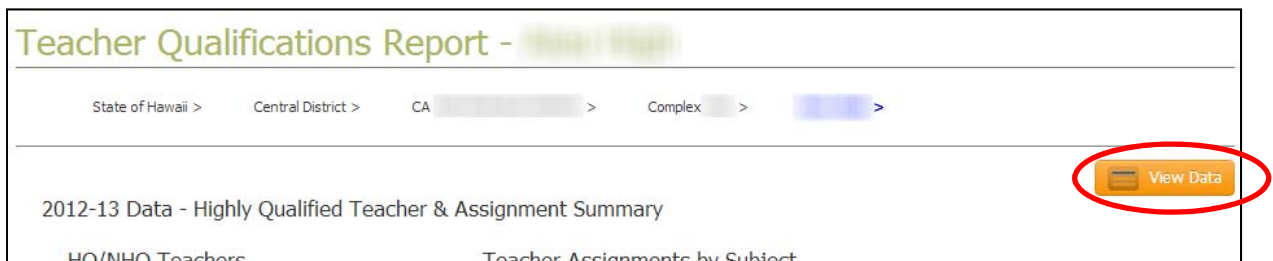
Showing 1 to 10 of 56 entries

← First | ← Previous | 1 | 2 | 3 | 4 | 5 | Next → | Last →

To return to the bar chart, do not click on the browser back arrow. Instead, click on the “TEACHER QUALIFICATIONS REPORT” link:



From the chart page, you can also click on the “View Data” button to view the summary of core subject class counts.



From the data view, you can revert back to the charts by clicking on the “View Chart” button. In the data table you can click on any of the subject rows to drill down deeper to view the individual teachers and assignment combinations.

The screenshot shows the 'Teacher Assignments by Subject' table. At the top right, a 'View Chart' button is circled in red. The table has columns for SUBJECT, TOTAL CLASSES, HQ CLASSES, HQ TEACHERS, HQ CLASSES PERCENT, NHQ CLASSES, NHQ TEACHERS, and NHQ CLASSES PERCENT. The data is as follows:

SUBJECT	TOTAL CLASSES	HQ CLASSES	HQ TEACHERS	HQ CLASSES PERCENT	NHQ CLASSES	NHQ TEACHERS	NHQ CLASSES PERCENT
Arts	3	3	1	100%	0	0	0%
Civics / Government	6	3	2	50%	3	1	50%
Economics	1	1	1	100%	0	0	0%
Elementary	0	0	0	0%	0	0	0%
English / Language Arts	63	56	10	88.89%	7	1	11.11%
Foreign Language	22	19	3	86.36%	3	1	13.64%
Geography	4	3	2	75%	1	1	25%
History	37	25	6	67.57%	12	4	32.43%
Math	57	37	7	64.91%	20	4	35.09%
Science	53	52	9	98.11%	1	1	1.89%
Total	246	199	41	80.89%	47	13	19.11%

Showing 1 to 11 of 11 entries

In this example, we will click on the “Arts” row to view the teachers of arts classes.

Teacher Assignments by Subject

Copy Screen Print Screen Download Options Search:

SUBJECT	TOTAL CLASSES	HQ CLASSES	HQ TEACHERS	HQ CLASSES PERCENT
Arts	3	3	1	100
Civics / Government	6	3	2	50

Here we see the “Arts” assignments. The light colored “HAWAII QUALIFIED TEACHERS” tab indicates the current selection. The darker “NON-HAWAII QUALIFIED TEACHERS” tab indicates the non-selected group.

TEACHER QUALIFICATIONS REPORT > SUBJECT DRILLDOWN

Subject Drilldown - Arts

State of Hawaii > Central District > CA > Complex >

HIGHLY QUALIFIED TEACHERS | NON-HIGHLY QUALIFIED TEACHERS

Show 10 entries Copy Screen Print Screen Download Options Search: Reset Filters

EMPLOYEE ID	TEACHER	SCHOOL	CLASS TAUGHT	SUBJECT	SPED CLASS
		()	General Art 2	Arts	No
		()	Drawing and Painting 1	Arts	No
		()	General Art 1	Arts	No

Showing 1 to 3 of 3 entries

←← First ← Previous 1 Next → Last →→

Here we see that the “NON-HAWAII QUALIFIED TEACHER” tab is selected.

HIGHLY QUALIFIED TEACHERS | **NON-HIGHLY QUALIFIED TEACHERS**

Show 10 entries Copy Screen Print Screen Download Options Search: Reset Filters

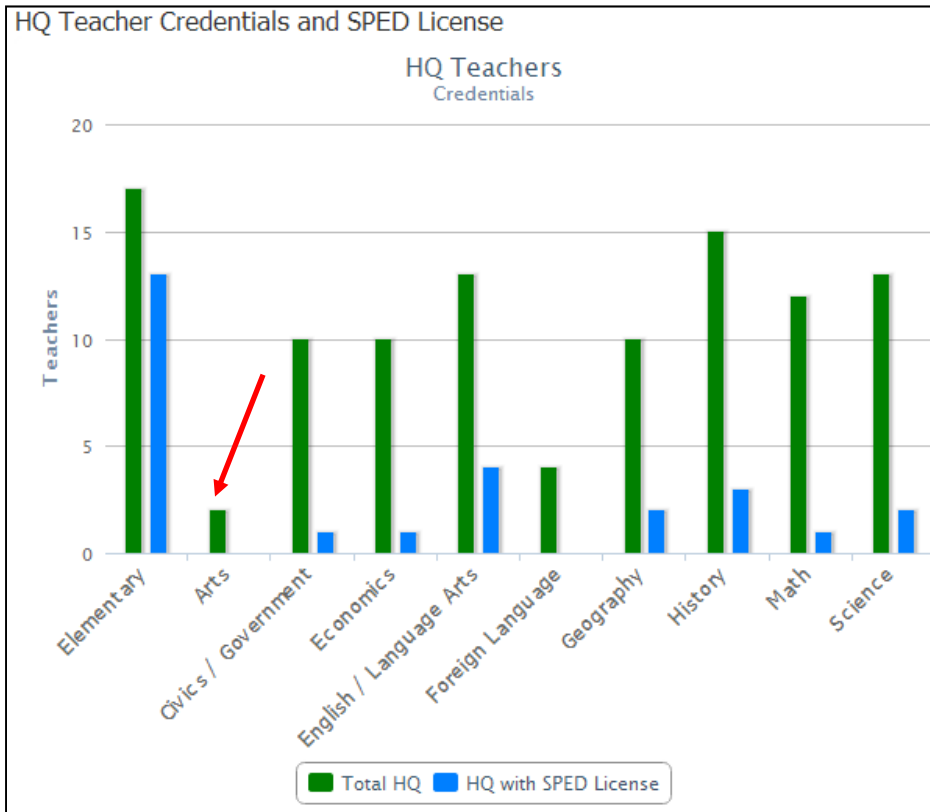
EMPLOYEE ID	TEACHER	SCHOOL	CLASS TAUGHT	SUBJECT	SPED CLASS
No data available in table					

Showing 0 to 0 of 0 entries

←← First ← Previous Next → Last →→

Clicking on a specific teacher’s row will display that teacher’s status report.

The second half of the “Teacher Qualifications Report” is the qualifications summary report called “HQ Teacher Credentials and SPED License” report. This report allows you to view teachers who are highly qualified in a specific subject and who are licensed in Special Education. This summary chart is in the bottom half of the Teacher Qualifications Report page. By clicking on any of the bars, you can view the underlying teachers for each subject area. Note that they are grouped by subject, so clicking on the blue or green bars will result in the same subject listing. For this example, we will click in the “Arts” link.



Here we see the details list of teachers who are Hawaii qualified in art.

TEACHER QUALIFICATIONS REPORT > CREDENTIALS DRILLDOWN BY SUBJECT

Credentials Drilldown by Subject - Arts

State of Hawaii > Central District > CA > Complex > Arts

HIGHLY QUALIFIED TEACHERS

Show 10 entries Copy Screen Print Screen Download Options Search:

EMPLOYEE ID	TEACHER	SCHOOL	SPED CLASS
123456	TEACHER NAME	SCHOOL NAME	No
654321	TEACHER NAME	SCHOOL NAME	No

Showing 1 to 2 of 2 entries

←← First ← Previous 1 Next →→ Last →→

By clicking on the row for any teacher you can view that teacher’s status report.